


[ Wood Grain Series ]



A001



A002



A003



A004



A006



A008

[ XWL Series ]



XWL-901



XWL-902




XWL-101



XWL-102



XWL-701



XWL-703



XWL-308



XWL-801



XWL-502

[ CCB Series ]



CCB-DB001



CCB-A002



CCB-A003

[ LXG Series ]



LXG-A002



LXG-DB001



LXG-DB002

[ LZG Series ]



LZG-A001



LZG-A002



LZG-A003



LZG-DB001



LZG-DB002



LZG-DB003



LZG-DB004

[ SZG Series ]



SZG-DB001



SZG-DB002

[ DG Series ]



DG-A001



DG-A002



DG-101



DG-DB001



DG-DB002



DG-DB003

[ ZXG Series ]



ZXG-A002




ZXG-A003



ZXG-A004



ZXG-A008



ZXG-901



ZXG-308

[ DSZ Series ]



DSZ-701

[ Flat Series ]



901



902




101



102



103



701




702




704




308



801



802



602



502




A003



A002



A001



A004




A006



A008



D005



903



D006



D001



D008



DLS-D003



DLS-D004



DLS-S001



DLS-DB001



DLS-DB002



DLS-DB003

[ QZ Series ]



QZ-901




QZ-902



QZ-101



QZ-102



QZ-103



QZ-701



QZ-702



QZ-802



QZ-704



QZ-308



QZ-502



QZ-703


[ LZ Series ]



LZ-901



LZ-902



LZ-101



LZ-102



LZ-103



LZ-701



LZ-702



LZ-308



LZ-801


[ DXZ Series ]



DXZ-901



DXZ-902



DXZ-101



DXZ-102



DXZ-103



DXZ-701

[ PT Series ]



PT-901



PT-902



PT-101




PT-102



PT-103



PT-704



PT-703



PT-801



PT-502

[ SP Series ]



SP-901



SP-701



SP-A001



SP-702



SP-A003



SP-A004

[ DL Series ]



DL-901



DL-101



DL-103



DL-701



DL-801



DL-602

[ SS Series ]



SS-901



SS-902



SS-703



SS-701



SS-802



SS-602

[ DS series ]




DS-901



DS-103



DS-701



DS-308



DS-801



DS-602

[ CS series ]



CS-901




CS-103



CS-701


[ FT Series ]




DXZ-934



DXZ-975



DXZ-793



LZ-732



QZ-832



LZ-975

[ WHS Series ]



DLS-S001




DLS-D003



DLS-D004



DLS-D005



DLS-D006



DLS-903



DLS-DB001












DLS-DB002




DLS-DB003

# Aluminum alloy accessories

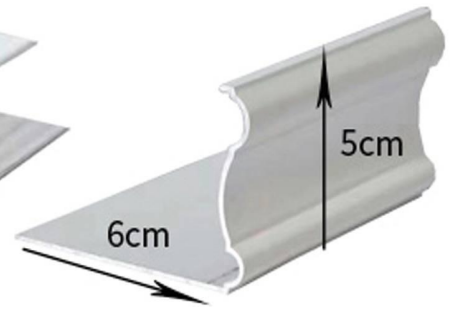
	<p>Function: starting part, binding-off part of inside part of the window Internal-angle part NO: LHJPJ01</p>
	<p>Function: buckling lid of binding-off part NO: LHJPJ02</p>
	<p>Function: base of the binding-off part NO: LHJPJ03</p>
	<p>Function: inside starting part NO: LHJPJ04</p>
	<p>Function: base of board connecting part NO: LHJPJ05</p>
	<p>Function: Connecting part NO: LHJPJ06</p>
	<p>Function: exterior corner cap or interior comer base NO: LHJPJ07</p>
	<p>Function: exterior corner base or interior comer cap NO: LHJPJ08</p>




**LHJPJ01**




**LHJPJ02**



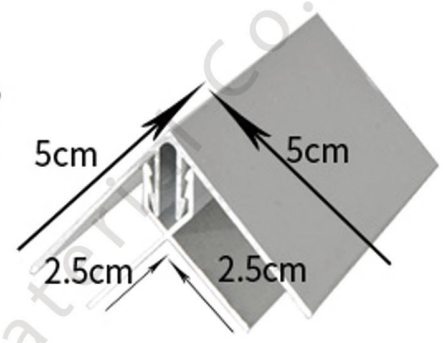
**LHJPJ03**



**LHJPJ05**






**LHJPJ06**



**LHJPJ07 and 08**

## Galvanized light steel

	<p>homogeneous positive corner parts NO: DLXPJ01</p>
	<p>internal corner fittings NO: DLXPJ02</p>
	<p>Base of board connecting part NO: DLXPJ03</p>



LHJPJ01



LHJPJ02



LHJPJ03





LHJPJ05



step 1



step 2



step 3



step 4



LHJPJ06



step 1



step 2



step 3



step 4



LHJPJ07 AND 08



step 1



step 2



step 3



step 4


# How to install

1.flick the line



2.install the frame  
(the distance of frames 400-600mm)

3.install the LHJPJ01




4.install the base of  
LHJPJ05

5.install the base of LHJPJo7 and o8



6.install BFT panel

7.install the base of LHJPJo5



8.install the base of LHJPJo6